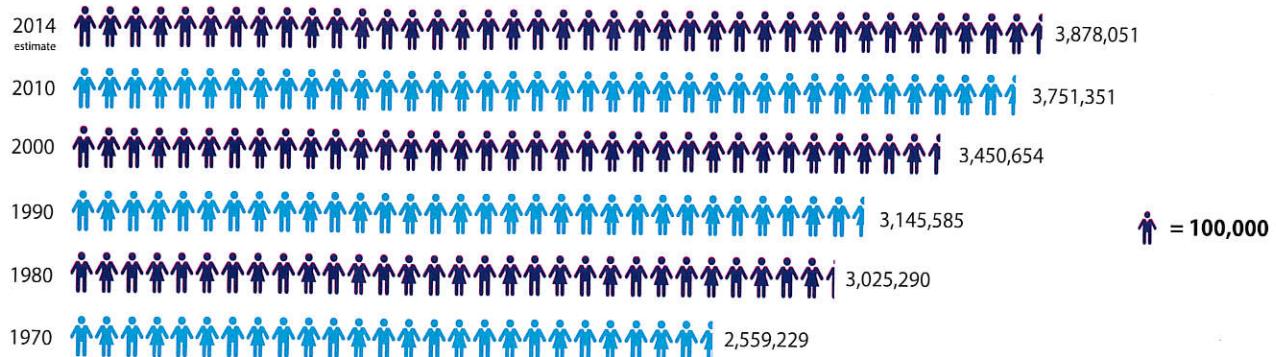
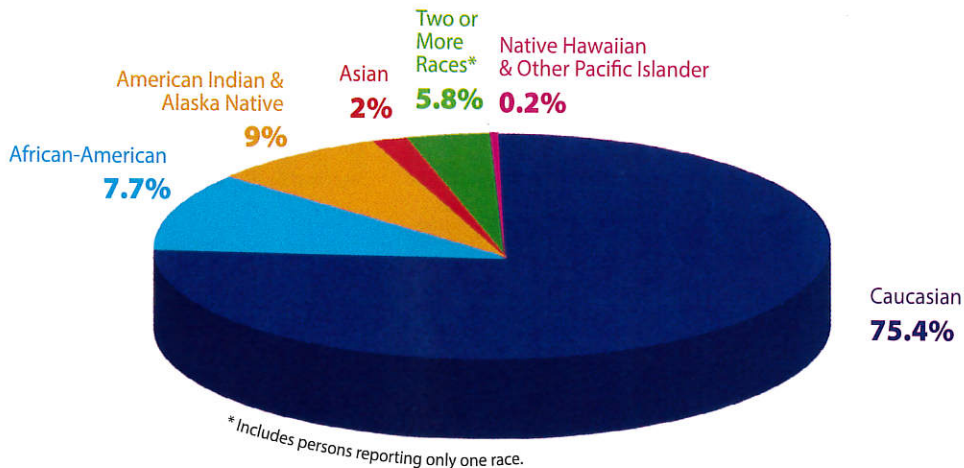


## Demographics

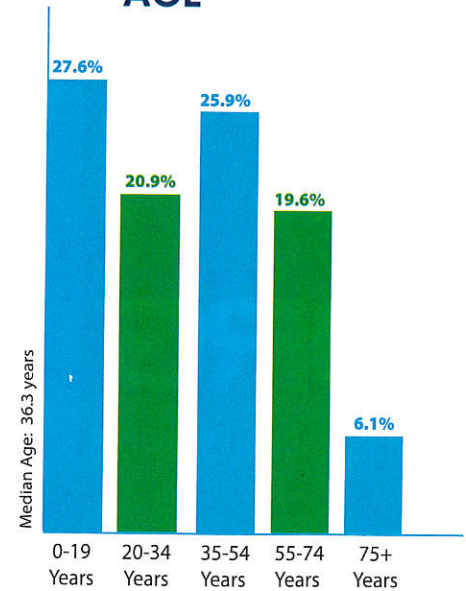
### POPULATION



### RACE



### AGE



### LARGEST CITIES

|               |         |              |        |
|---------------|---------|--------------|--------|
| Oklahoma City | 620,602 | Edmond       | 88,605 |
| Tulsa         | 399,682 | Moore        | 59,196 |
| Norman        | 118,040 | Midwest City | 57,039 |
| Broken Arrow  | 104,726 | Enid         | 51,386 |
| Lawton        | 97,017  | Stillwater   | 48,406 |



Oklahoma City



Tulsa

Source: U.S. Census Bureau


# Quality of life

Oklahoma offers more than a skilled workforce and bolstering business environment. The quality of life for team members is attractive because the state has a low cost of living and a plethora of recreation, tourism, education, family, and volunteer opportunities.

Arts districts in Oklahoma City, Tulsa, Shawnee, Norman and Bartlesville have regular public events and family-friendly attractions such as the Oklahoma City Zoo, Jasmine Moran Children’s Museum, Science Museum Oklahoma and the Oklahoma State Aquarium make Oklahoma a desirable place to live, play and raise a family.

Oklahoma has professional sports, live theater, music festivals, internationally recognized art museums, camping, hiking, sailing, kayaking, a friendly community spirit and a history of volunteerism. Strong public and private schools, good restaurants, diverse houses of worship and short commutes add to the state’s appeal.

Newcomers are often surprised by the wealth of amenities, and discover that Oklahoma is an excellent place to put down roots.



Oklahoma City Thunder's Russell Westbrook







Oklahoma History Museum

# Weather Climate



The mean annual temperature over the state ranges from 62 degrees Fahrenheit along the Red River to about 58 degrees F along the northern border. It then decreases westward to 56 deg F in Cimarron County in the Oklahoma Panhandle.

|  JAN |  APR |  JUL |  OCT |
|---|---|---|---|
| 37° F<br>Avg. Temp  | 60° F<br>Avg. Temp  | 82° F<br>Avg. Temp  | 62° F<br>Avg. Temp  |
| 49° F<br>Avg. High Temp   | 73° F<br>Avg. High Temp   | 94° F<br>Avg. High Temp   | 74° F<br>Avg. High Temp   |
| 26° F<br>Avg. Low Temp  | 47° F<br>Avg. Low Temp  | 69° F<br>Avg. Low Temp  | 49° F<br>Avg. Low Temp  |
| 1.5"<br>Avg. Precipitation  | 3.4"<br>Avg. Precipitation  | 3"<br>Avg. Precipitation  | 3.3"<br>Avg. Precipitation  |